



FITTING INSTRUCTIONS FOR CR0044BK COTTON REELS
KAWASAKI Z800 2013

Page | 1




PICTURE A




PICTURE B

Please note that the way the kit is packed does not necessarily represent the way of mounting to the bike
Please note that in cases where kits are packed with rubber washers holding the components onto the bolt – *the rubber washers should be thrown away!*



PICTURE 1

PICTURE 2



FRAME CLAMP
ITEM 5

PICTURE 3



LEGEND

- ITEM 1 = LEFT HAND SIDE MOUNTING BRACKET (SMW0018) (x1).
- ITEM 2 = M8 NYLOC NUTS (x2).
- ITEM 3 = M8 PLAIN WASHERS (x4).
- ITEM 4 = RIGHT HAND SIDE MOUNTING BRACKET (SMW0019) (x1).
- ITEM 5 = FRAME CLAMP (F0035) (x2).
- ITEM 6 = COTTON REELS (B0443/CS300) (x2).
- ITEM 7 = M8x45mm LONG CAP HEAD BOLTS (x2).

Page | 2

Please read all instructions before commencing fitting

- Raise and support the rear of bike and support rear wheel (suggest using blocks of wood) to prevent wheel from dropping when rear spindle is removed.
- Remove the split pin.
- Undo and remove the rear spindle nut.
- Remove the rear spindle and remove the original side mounting brackets.
- Place the rear spindle through new right hand side mounting bracket (item 4) as shown in picture B.
- Slide spindle through swing arm, brake calliper and rear wheel ensuring new right hand side mounting bracket sits as original (shown in picture B).
- Fit the new left hand side mounting bracket (item 1) over the exposed end of spindle (ensure flat face is against swing arm face as original) shown in picture A.
- Refit the spindle nut and washer and tighten according to the manufactures instructions and check chain adjustment.
- Refit the split pin as original.
- Fit the new cotton reels (item 6) to the new mounting bracket on both sides as shown in pictures A and B using the supplied bolts and washers.
- Use the two frame clamping brackets (item 5) with nuts and washers to finish fitment (as shown in picture 3) on both sides.

ISSUE 1 22/01/2013 (NSY)

CONSUMER NOTICE

The catalogue description and any exhibition of samples are only broad indications of the Products and R&G may make design changes which do not diminish their performance or visual appeal and supplying them in such state shall conform to the order. The Buyer acknowledges no representation or warranty (other than as to title) has been given or will apply to the Products other than those in R&G's order or confirmation and the Buyer confirms it has chosen the Products as being of merchantable quality and suitable for its particular purposes. Where R&G fits the Products or undertakes other services it shall exercise reasonable skill and care and rectify any fault free of charge unless the workmanship has been disturbed. The Buyer is responsible for ensuring that the warranty on the motorcycle is not affected by the fitting of the Products. On return of any defective Products R&G shall at its option either supply a replacement or refund the purchase money but shall not be liable if the Products have been modified or used or maintained otherwise than in accordance with R&G's or manufacturer's instructions and good engineering practice or if the defect arises from accident or neglect. Other than identified above and subject to R&G not limiting its liability for causing death and personal injury, it shall not be liable for indirect or consequential loss and otherwise its liability shall be limited to the amounts paid by the Buyer for the Products or the fitting or service concerned. These terms do not affect the Buyer's statutory rights.

R&G RACING RETURNS POLICY (NON-FAULTY GOODS)

Returns must be pre-authorized (if not pre-authorized the return will be rejected). Goods may only be returned direct to us if they were purchased direct from us (customer must prove if necessary). Otherwise to be returned to original vendor. Goods must be in re-sellable condition, in the opinion of R&G Racing. All returns are subject to a 25% restocking and handling fee (25% of the gross value exc. P&P – at the prevailing price at time of purchase). The customer must pay any and all carriage charges. No returns of discontinued products, unless within 14 days of purchase. This policy does not affect your statutory rights and does not refer to faulty goods.

R&G Racing

Unit 1, Shelley's Lane, East Worldham, Alton, Hampshire, GU34 3AQ

Tel: +44 (0)1420 89007 Fax: +44 (0)1420 87301 www.rg-racing.com Email: info@rg-racing.com



**Instructions de montage CR0044BK Bobines de protection
KAWASAKI Z800 2013**

Page | 3



PHOTO A



PHOTO B

La façon dont le kit est emballé ne correspond pas forcément à la façon de monter les pièces sur la moto.

Notez que si les kits sont emballés avec des rondelles en caoutchouc servant à tenir les composants, *ces rondelles doivent être jetées.*





PHOTO 1

PHOTO 2



FRAME CLAMP
ARTICLE 5

PHOTO 3



LEGENDE

- ARTICLE 1 = Support de fixation coté gauche (SMW0018) (x1).
- ARTICLE 2 = M8 Ecrous Nyloc (x2).
- ARTICLE 3 = M8 Rondelles plates (x4).
- ARTICLE 4 = Support de fixation coté droit (SMW0019) (x1).
- ARTICLE 5 = Serre cadre (F0035) (x2).
- ARTICLE 6 = Bobines (B0443/CS300) (x2).
- ARTICLE 7 = M8x45mm Boulons à tête en capuchon (x2).

Bien lire les instructions avant de commencer le montage

- Elever l'arrière de la moto pour permettre à la suspension de libérer la roue arrière (nous vous suggérons d'utiliser des morceaux de bois pour surélever la moto) pour empêcher que la moto ne bouge lorsque l'axe sera enlevé.
- Enlever la goupille.
- Desserrer et enlever l'écrou d'axe arrière.
- Enlever l'axe arrière et enlever les supports de fixation d'origine.
- Placer l'axe arrière à travers le support de fixation coté droit (Article 4) (Photo B).
- Glisser l'axe à travers le bras oscillant, cale pied de frein et la roue arrière, en vous assurant que le nouveau support de fixation coté droit soit placé comme à l'origine (Photo B).
- (en vous assurant que la partie plate soit contre le bras oscillant comme à l'origine) comme indiqué en Photo A.
- Repasser l'écrou autour de l'axe et la rondelle puis serrer selon les instructions d'usine et vérifier l'ajustement de la chaîne.
- Remettre le serre cadre comme à l'origine.
- Monter les bobines R&G (Article 6) au nouveau support de fixation des 2 cotés comme indiqué en photos A et B en utilisant les boulons fournis et rondelles.
- Utiliser les 2 supports de cadre (Article 5) avec écrous et Rondelles pour finir l'installation (Photo 3) des 2 cotés.

ISSUE 1 22/01/2013 (NSY)

CONSUMER NOTICE

The catalogue description and any exhibition of samples are only broad indications of the Products and R&G may make design changes which do not diminish their performance or visual appeal and supplying them in such state shall conform to the order. The Buyer acknowledges no representation or warranty (other than as to title) has been given or will apply to the Products other than those in R&G's order or confirmation and the Buyer confirms it has chosen the Products as being of merchantable quality and suitable for its particular purposes. Where R&G fits the Products or undertakes other services it shall exercise reasonable skill and care and rectify any fault free of charge unless the workmanship has been disturbed. The Buyer is responsible for ensuring that the warranty on the motorcycle is not affected by the fitting of the Products. On return of any defective Products R&G shall at its option either supply a replacement or refund the purchase money but shall not be liable if the Products have been modified or used or maintained otherwise than in accordance with R&G's or manufacturer's instructions and good engineering practice or if the defect arises from accident or neglect. Other than identified above and subject to R&G not limiting its liability for causing death and personal injury, it shall not be liable for indirect or consequential loss and otherwise its liability shall be limited to the amounts paid by the Buyer for the Products or the fitting or service concerned. These terms do not affect the Buyer's statutory rights.

R&G RACING RETURNS POLICY (NON-FAULTY GOODS)

Returns must be pre-authorized (if not pre-authorized the return will be rejected). Goods may only be returned direct to us if they were purchased direct from us (customer must prove if necessary). Otherwise to be returned to original vendor. Goods must be in re-sellable condition, in the opinion of R&G Racing. All returns are subject to a 25% restocking and handling fee (25% of the gross value exc. P&P – at the prevailing price at time of purchase). The customer must pay any and all carriage charges. No returns of discontinued products, unless within 14 days of purchase. This policy does not affect your statutory rights and does not refer to faulty goods.

R&G Racing

Unit 1, Shelley's Lane, East Worldham, Alton, Hampshire, GU34 3AQ

Tel: +44 (0)1420 89007 Fax: +44 (0)1420 87301 www.rg-racing.com Email: info@rg-racing.com